

# ERUSD District LCAP Committee

Monday, May 2, 2016

Facilitated by  
Dr. Roxane Fuentes,  
Assistant Superintendent, Educational Services



# Today's Objectives

- ◆ To review district LCAP metrics to inform annual update/revision.
- ◆ To review and discuss stakeholder data.
- ◆ To review Annual Update Components

# Achieving Effective Collaboration

## Standard Ground Rules

- ◆ Start on time; end on time.
- ◆ Silence electronic devices.
- ◆ Adhere to the agenda.

## Group Norms

- ◆ Respect each other's opinions.
- ◆ Be open. Think outside the box.
- ◆ Active participation.
- ◆ Healthy debate.

# LCAP Committee Overview

## Objective

- ◆ Over the course four meetings, the Committee will refine a series of action recommendations to increase student success at ERUSD.
- ◆ These recommendations will be presented to the Superintendent and the Board of Education as the proposed “guiding principles” for the Local Control Accountability Plan, a critical part of California’s new educational funding system.
- ◆ With the Board serving as the official governing entity, the Committee will act as an advisory body to it.

## Tasks

- ◆ Establish a common understanding of the committee process and LCAP.
- ◆ Review LCAP metrics and stakeholder input.
- ◆ Review and evaluate action items and complete Annual Update/ Revision.
- ◆ Prepare for presentation to Parent Advisory Councils and the School Board.

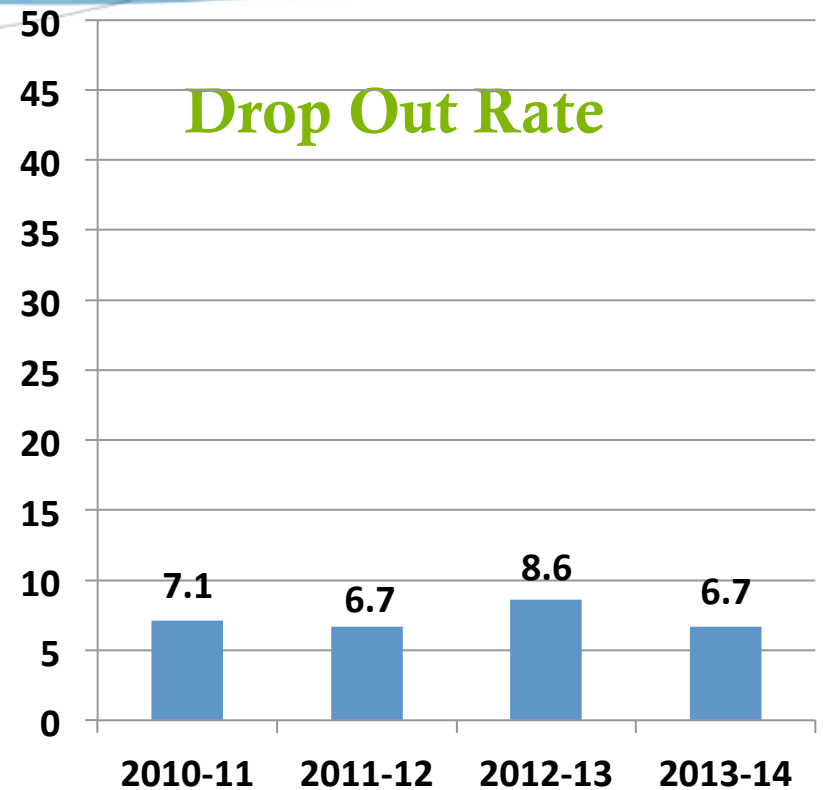
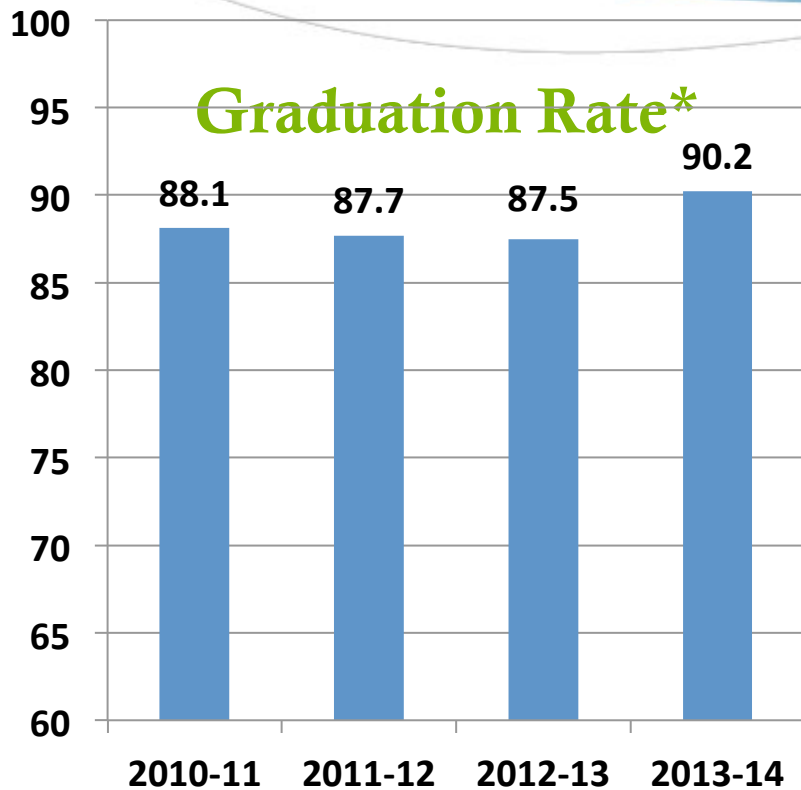
# Tony Wagner: 7 Skills Students Need for the Future

<https://youtu.be/e7eFyNvA1uU>

# ERUSD Data Review Continued



# ERUSD Graduation & Drop Out Rates



*\*4-Year Cohort Rate; 90% Target; 2013-14 latest available.*

# ERUSD Graduation Rates\*

<b>ERUSD 87.5% (2012-13)</b> <i>California: 80.2%; LA County: 77%</i>		<b>90.2%</b> <i>(2013-14)</i>
Hispanic	87.3%	90.3%
Socioeconomically Disadvantaged	87.1%	89.6%
English Learners	73%	80.9%
Special Education	58.2%	68.1%

*\*4-Year Cohort Rate; 90% Target; 2013-14 latest available.*



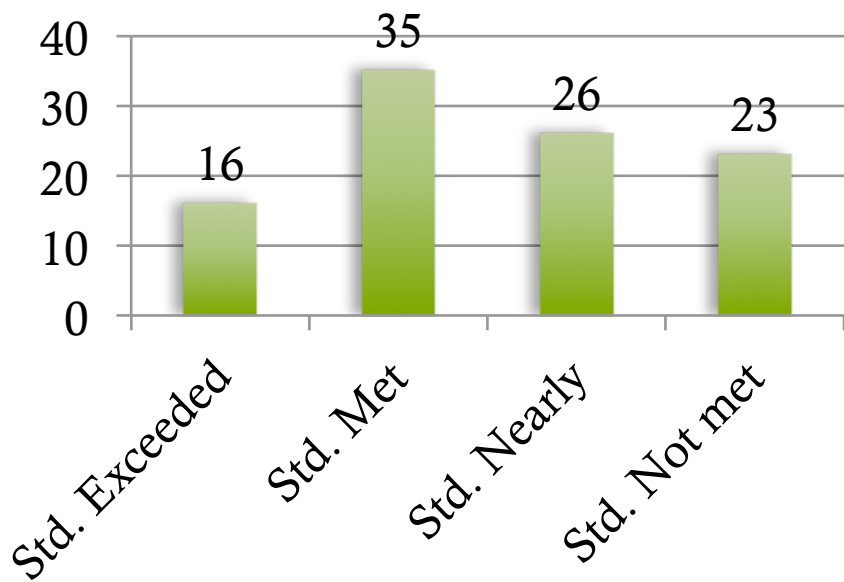
# 12<sup>th</sup> Grade Graduates Completing UC/CSU Required Courses (A-G)

	2010-11	2011-12	2012-13	2013-14	2014-15
<b>ERHS</b>	<b>33.6%</b>	<b>37.7%</b>	<b>43.3%</b>	<b>42%</b>	<b>48.8%</b>
California	36.3%	36.9%	38.3%	39.4%	41.9%

# College and Career Ready— Grade 11

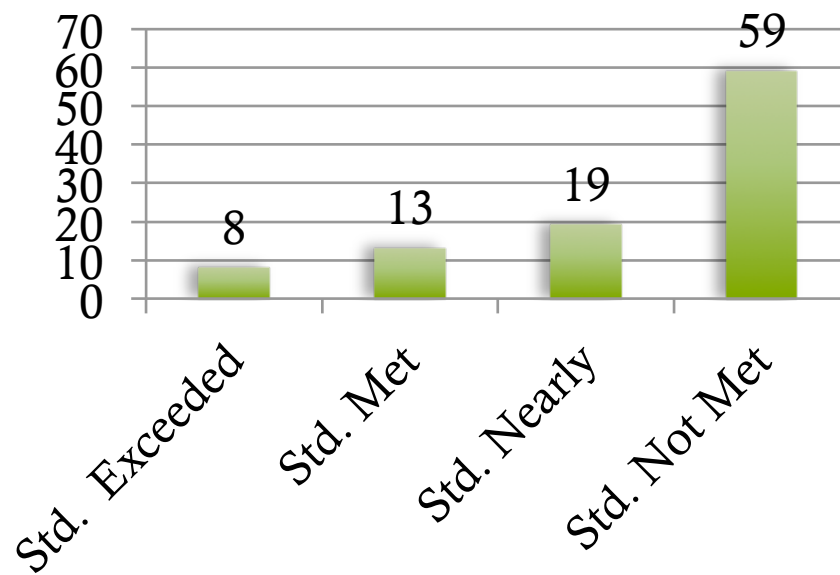
## ELA

2015



## Mathematics

2015



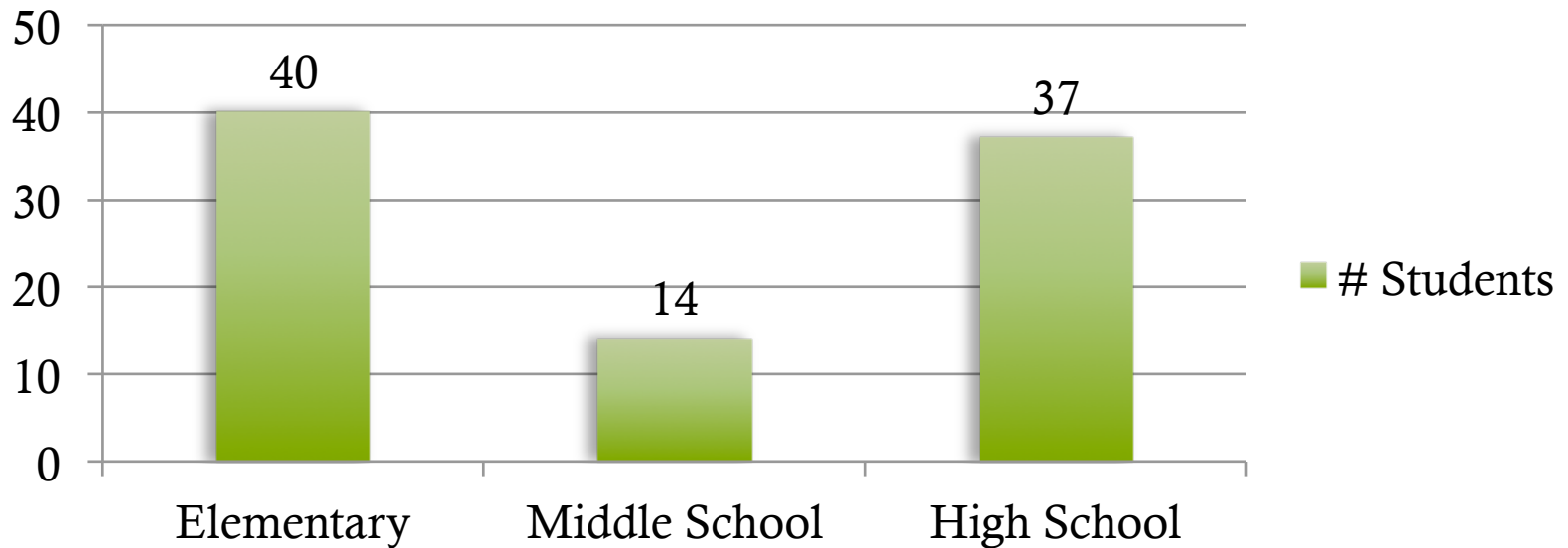
# Let's Talk!



- ◆ How can ERUSD help more students to graduate from high school college and career ready?

# Foster Youth Data

**Foster Youth = 91 currently active**



# ERUSD Enrollment Trends/ Class Size

Presented by:  
Ruben Frutos,  
Assistant Superintendent, Business Services



# ERUSD Student Discipline Trends

Suspension Totals						
	2010-11	2011-12	2012-13	2013-14	2014-15	2015-16
<b>Elementary</b>	451	393	289	60	70	22
<b>Middle School</b>	824	441	470	45	169	45
<b>High School</b>	884	543	1,154	66	195	104
<b>SEBS</b>	12	18	12	4	5	NA
<b>Total</b>	2,171	1,395	1,322	175	439	171

# ERUSD Student Discipline Trends

Expulsions						
	2010-11	2011-12	2012-13	2013-14	2014-15	2015-16
<b>Suspended Expulsions</b>	29	15	12	4	3	8
<b>Alternative Education</b>	22	10	9	4	1	4
<b>Total</b>	51	25	21	8	4	12

# Let's Talk!



- ◆ How can ERUSD help more students to attend school regularly and foster a positive school climate?



# Student Focus Groups

Elementary, Middle School, High School



# What 3 things made learning exciting this year?

- ◆ Hands-on Learning – Science Experiments, challenges,
- ◆ Project-Based Learning – Choice in Projects, genius hour
- ◆ Working in Groups; changing classes (electives)
- ◆ Field Trips/Science Camps
- ◆ Use of Technology---chromebooks, apps, online games, coding
- ◆ Relevant, “real-world” learning ---trips, movies, community service

# What improvements would you suggest for your school?

- ◆ More projects & Hands-on activities
- ◆ More apps and online programs
- ◆ More science, theatre, and field trips for each class
- ◆ Increase support ---work in groups, tutoring, Math, AP
- ◆ More Chapter Books/Books of Interest in Library
- ◆ More Activities – Enrichment, Art, Sports, Clubs
- ◆ More choice in PBLs and electives

# Do you feel your school is preparing you for college & career?

- ◆ Elementary – Visible Gap
  - ◆ College awareness growing
  - ◆ Career exposure limited
  - ◆ Teachers share about the Importance of College
- ◆ Middle School – Stronger with College than Career
  - ◆ CCGI
  - ◆ AVID
  - ◆ Career
- ◆ High School – More interest in career pathways

# Revised LCAP 2015-16

SECTION 1: STAKEHOLDER ENGAGEMENT

SECTION 2: GOALS, ACTIONS, EXPENDITURES,  
AND PROGRESS INDICATORS



ANNUAL UPDATE

SECTION 3: USE OF SUPPLEMENTAL AND  
CONCENTRATION GRANT FUNDS AND PROPORTIONALITY

# Annual Update

- Update is completed for each goal in conjunction with the next year's LCAP
- Gather data on actions and services that are being provided to share with stakeholders
- Review data as measured by **required** and **locally** determined metrics



# Annual Update Includes:

- ◆ A description of all actual services provided in the current year, including actual estimated expenditures.
- ◆ Any changes to the scope of services or subgroups served in the Annual Update.
- ◆ Any planned changes to goals, actions and services for the coming year.

# Next Steps...

- ◆ Begin review of actions status for annual update/revision.
- ◆ Review Online Survey data
- ◆ Q & A
- ◆ Next Meeting: Monday, May 9, 2016

